



## Stainless steel pull handles

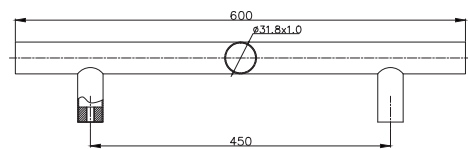
### Stainless steel pull handles Single T pull handle - Back fixing

#### Specifications:

- AISI grade 304
- T-shape, back fixing
- Length 600mm, fixing centre size 450mm, Ø32mm

#### Features:

- Satin stainless steel finish
- Special sizes on request for a minimum order quantity



35-9004-8245-32-31-50	Single T-pull handle, 600 / 450xØ32mm	Satin stainless steel

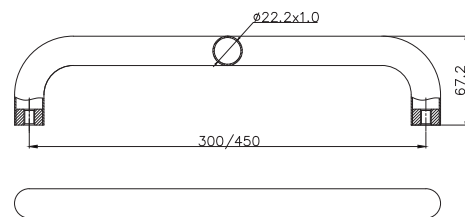
### Stainless steel pull handles Single D pull handle - Back fixing

#### Specifications:

- AISI grade 304
- D-shape, back fixing
- Fixing centre size 300mm or 450mm, Ø19 and 22mm

#### Features:

- Satin stainless steel finish
- Special sizes on request for a minimum order quantity



35-9004-8030-19-31-50	Single D-pull handle, 300xØ19mm	Satin stainless steel
35-9004-8130-22-31-50	Single D-pull handle, 300xØ22mm	Satin stainless steel
35-9004-8145-22-31-50	Single D-pull handle, 450xØ22mm	Satin stainless steel



## Stainless steel pull handles

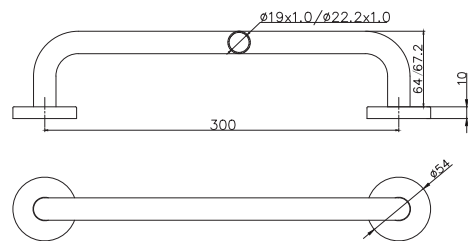
### Stainless steel pull handles Single D pull handle - Concealed fixing




#### Specifications:

- AISI grade 304
- D-shape with rosettes, concealed fixing
- Fixing centre size 300mm, Ø19 or 22mm

#### Features:

- Satin stainless steel finish
- Special sizes on request for a minimum order quantity



		
35-9004-8230-19-31-50	Single D-pull handle, concealed fixing, 300xØ19mm	Satin stainless steel
35-9004-8230-22-31-50	Single D-pull handle, concealed fixing, 300xØ22mm	Satin stainless steel

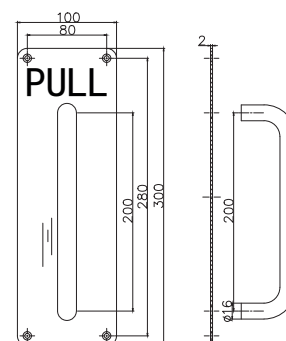
### Stainless steel pull handles Single pull handle on plate

#### Specifications:

- AISI grade 304
- D Handle on plate with "PULL" marking
- Plate size 300x100x2mm
- Handle size 200xØ19

#### Features:

- Satin stainless steel finish
- Special sizes on request for a minimum order quantity





## Stainless steel pull handles

### Stainless steel pull handles Single pull handle on plate

		
35-9004-8820-19-31-50	Single pull handle on 300x100mm plate	Satin stainless steel

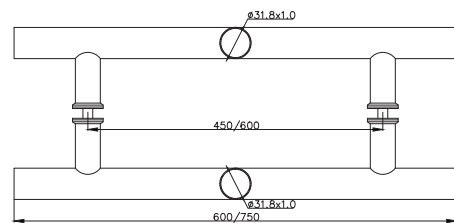
### Stainless steel pull handles Back to back T pull handle set




#### Specifications:

- AISI grade 304
- T-shape, back to back fixing
- Length 600mm or 750mm, Ø32mm
- Fixing centre size 450mm or 600mm

#### Features:

- Satin stainless steel finish
- Special sizes on request for a minimum order quantity



		
35-9004-8445-32-31-50	Back to back T pull handle set, 600 /450xØ32mm	Satin stainless steel
35-9004-8460-32-31-50	Back to back T pull handle set, 750 /600xØ32mm	Satin stainless steel



## Stainless steel pull handles

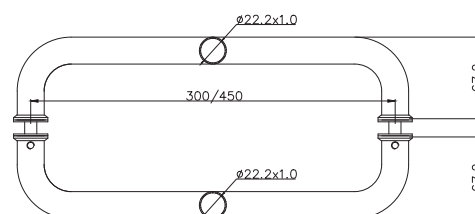
### Stainless steel pull handles Back to back D pull handle set




#### Specifications:

- AISI grade 304
- D-shape, back to back fixing
- Fixing centre size 300mm or 450mm, Ø32mm

#### Features:

- Satin stainless steel finish
- Special sizes on request for a minimum order quantity



		
35-9004-8330-32-31-50	Back to back D pull handle set, 300xØ32mm	Satin stainless steel
35-9004-8345-32-31-50	Back to back D pull handle set, 450xØ32mm	Satin stainless steel



## Stainless steel pull handles

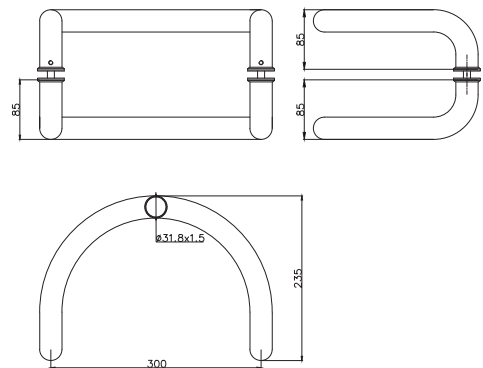
### Stainless steel pull handles Back to back C pull handle set




#### Specifications:

- AISI grade 304
- C-shape, back to back fixing
- Fixing centre size 300mm, Ø32mm

#### Features:

- Satin stainless steel finish
- Special sizes on request for a minimum order quantity



		
35-9004-8530-32-31-50	Back to back C pull handle set, 300xØ32mm	Satin stainless steel



## Stainless steel pull handles

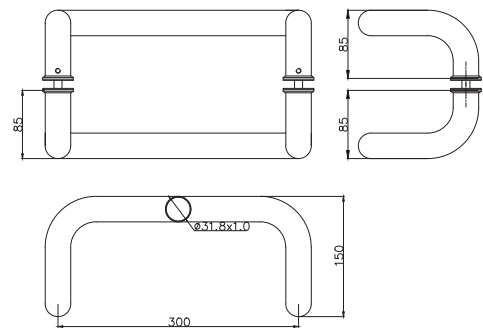
### Stainless steel pull handles Back to back cranked D pull handle set




#### Specifications:

- AISI grade 304
- Cranked D-shape, back to back fixing
- Fixing centre size 300mm, Ø32mm

#### Features:

- Satin stainless steel finish
- Special sizes on request for a minimum order quantity



		
35-9004-8630-32-31-50	Back to back cranked D pull handle set, 300xØ32mm	Satin stainless steel