



www.assaabloy.com



800 ASSA ABLOY



ASSA ABLOY

OEM CATALOGUE



Performance you can trust

Hinges

Ball Bearing Butt Hinge

HN-2BB-403030, HN-2BB-404030 & HN-2BB-403530



ASSA ABLOY




Topic	Description
Application	<ul style="list-style-type: none">• High performance• Suitable for severe duty applications
Specification	<ul style="list-style-type: none">• 2 ball bearing race ideal for improved durability• Improved corrosion resistance• Available with template or congruent• Available with timber or metal• Square corners• Dog bolt hinge with single or double security stud also available
Finish	<ul style="list-style-type: none">• SSS - Satin Stainless Steel finish• PVD - PB finish• PSS - Polished Stainless Steel finish
Variant	<ul style="list-style-type: none">• HN-2BB-403030-SSS W/M 102x76x3mm - 2 Ball Bearing Butt Hinges, Template drilled, Grade 304 with Wooden/Metal Screws• HN-2BB-404030-SSS W/M 102x102x3mm - 2 Ball Bearing Butt Hinges, Template drilled, Grade 304 with Wooden/Metal Screws• HN-2BB-403530-SSS W/M - 2 Ball Bearing Butt hinge, template drilled, Grade 304 with wooden/metal screws
Certificate Number	<ul style="list-style-type: none">• CF5542

Mortice Cylinder Lockcase



ASSA ABLOY

DIN Lockcase Range



Topic	Description
Application	<ul style="list-style-type: none"> Timber and metal door fixings supplied as standard Apartment entrance doors, hospitality, healthcare, education and any other commercial or residential project that requires locking doors. Certified fire testing on timber doors and steel doors
Specification	<ul style="list-style-type: none"> Extensive range of 72mm DIN Lockcases Can be used in re doors Variants include 55mm and 60mm brackets For use with euro prole cylinders Durability tested to 200,000 cycles
Finish	<ul style="list-style-type: none"> SS = Stainless steel PL = Polished brass
Variant	<ul style="list-style-type: none"> X-347255EU-SL-SS & X-347255EU-DL-SS - Union Europrole Mortice sash lock case in SS forend and strike. Tested to EN12209:2003 and EN 1634 part 1:2000 4 hour re resistance warrington re test certificate No.145690.B/S 55 mm and C/C 72 mm with stainless steel nish.

400 Series 72mm Lockcase	Backset options		Faceplate options		Finish options		CE & Certificate
	55mm	60mm	Square	Radius	SS	PB	
Bathroom lock	•	•	•	•	•	•	
Deadlock	•	•	•	•	•	•	✓
Sashlock	•	•	•	•	•	•	✓
Latch	•	•	•	•	•	•	✓
Nightlatch	•	•	•	•	•	•	✓
Roller latch	•	•	•	•	•	•	
Escape Sashlock	•	•	•	•	•	•	

Must be installed with intumescent kit

Product code guide

Example code: **X03472** 55 **EU** -WC - S - SS

Backset
55 = 55mm
60 = 60mm

Function
SL = Sashlock
DL = Deadlock
LA = Latch
NL = Nightlatch
RL = Rollerlatch
ESL = Escape Sashlock
WC = Bathroom

Faceplate
S = Square
R = Radius

Finish
SS = Stainless steel
PL = Polished brass

Handles (1000 Series)



ASSA ABLOY

1000 Series Furniture



Topic	Description
Application	<ul style="list-style-type: none"> For wooden doors between 32-50mm thick 19mm diameter handle Sprung Supplied with bolt-through fixings Concealed fixings Non-handed
Specification	<ul style="list-style-type: none"> Available in SS316 and SS304 stainless steel Handle Length: 140mm; Handle Projection: 55mm Rose Diameter: 54mm; Rose Projection: 8mm Supplied with push-on rose as standard Available with screw-on rose upon request Available as boxed or visi-packed Also available with solid lever
Finish	<ul style="list-style-type: none"> SS - Satin Stainless Steel PB - PVD PS - Polished Stainless Steel
Variant	<ul style="list-style-type: none"> J1000RRS 01 SS - Union Lever Handle on Rose diameter 54mm, 8mm thick rose, over all handle length 135mm Concealed with bolt through fixing. Manufactured from Satin stainless steel Grade 304. timber doors.



Topic	Description
Application	<ul style="list-style-type: none"> For wooden doors between 32-50mm thick 19mm diameter handle Sprung Supplied with bolt-through fixings Concealed fixings Non-handed
Specification	<ul style="list-style-type: none"> Available in SS316 and SS304 stainless steel Handle Length: 135mm; Handle Projection: 60mm Rose Diameter: 54mm; Rose Projection: 8mm Supplied with push-on rose as standard Available with screw-on rose upon request
Finish	<ul style="list-style-type: none"> •SS - Satin Stainless Steel •PB - PVD •PS - Polished Stainless Steel
Variant	<ul style="list-style-type: none"> J1000RRS 05 SS - Union Lever Handle on Rose diameter 54mm, 8mm thick rose over all handle length 135mm Concealed with bolt through fixing. Manufactured from Satin stainless steel Grade 304. timber doors.

Handles (1000 Series)

1000 Series Furniture



Topic	Description
Application	<ul style="list-style-type: none">• For wooden doors between 32-50mm thick• 19mm diameter handle• Sprung• Supplied with bolt-through fixings• Concealed fixings• Non-handed
Specification	<ul style="list-style-type: none">• Available in SS316 and SS304 stainless steel• Handle Length: 135mm; Handle Projection: 60mm• Rose Diameter: 54mm; Rose Projection: 8mm• Supplied with push-on rose as standard• Available with screw-on rose upon request• Available as boxed or visi-packed
Finish	<ul style="list-style-type: none">• •SS - Satin Stainless Steel• •PB - PVD• •PS - Polished Stainless Steel
Variant	<ul style="list-style-type: none">• J1000RRS 07 SS - Union Lever Handle on Rose diameter 54mm, 8mm thick rose over all handle length 135mm• Concealed with bolt through fixing.• Manufactured from Satin stainless steel Grade 304. timber doors.



Topic	Description
Application	<ul style="list-style-type: none">• For wooden doors between 32-50mm thick• 19mm diameter handle• Sprung• Supplied with bolt-through fixings• Concealed fixings• Non-handed
Specification	<ul style="list-style-type: none">• Available in SS316 and SS304 stainless steel• Handle Length: 135mm; Handle Projection: 60mm• Rose Diameter: 54mm; Rose Projection: 8mm• Supplied with push-on rose as standard• Available with screw-on rose upon request• Available as boxed or visi-packed
Finish	<ul style="list-style-type: none">• •SS - Satin Stainless Steel• •PB - PVD• •PS - Polished Stainless Steel
Variant	<ul style="list-style-type: none">• J1000RRS 09 SS - Union Lever Handle on Rose diameter 54mm, 8mm thick rose over all handle length 135mm• Concealed with bolt through fixing.• Manufactured from Satin stainless steel Grade 304. timber doors.

Handles (LHP series Hollow Design Slim Rose)



Straight Lever



Topic	Description
Application	<ul style="list-style-type: none"> For wooden doors between 32-50mm thick 19mm diameter handle Sprung Supplied with bolt-through fixings Concealed fixings Non-handed
Specification	<ul style="list-style-type: none"> Available in SS304 stainless steel Handle Length: 135mm; Handle Projection: 55mm Rose Diameter: 54mm; Rose Projection: 6mm Supplied with push-on rose as standard
Finish	<ul style="list-style-type: none"> •SS - Satin Stainless Steel
Variant	<ul style="list-style-type: none"> X-LHP-02 SS - Union Lever Handle on Rose diameter 54mm, 6mm thick rose over all handle length 135mm Concealed with bolt through fixing. Manufactured from Satin stainless steel Grade 304. timber doors.

Mitred Lever



Topic	Description
Application	<ul style="list-style-type: none"> For wooden doors between 32-50mm thick 19mm diameter handle Sprung Supplied with bolt-through fixings Concealed fixings Non-handed
Specification	<ul style="list-style-type: none"> Available in SS304 stainless steel Handle Length: 135mm; Handle Projection: 55mm Rose Diameter: 54mm; Rose Projection: 6mm Supplied with push-on rose as standard
Finish	<ul style="list-style-type: none"> •SS - Satin Stainless Steel
Variant	<ul style="list-style-type: none"> X-LHP-03 SS - Union Lever Handle on Rose diameter 54mm, 6mm thick rose over all handle length 135mm Concealed with bolt through fixing. Manufactured from Satin stainless steel Grade 304. timber doors.

Handles (LHP series Hollow Design Slim Rose)



Premium Spring Lever



Topic	Description
Application	<ul style="list-style-type: none">• For wooden doors between 32-50mm thick• 19mm diameter handle• Sprung• Supplied with bolt-through fixings• Concealed fixings• Non-handed
Specification	<ul style="list-style-type: none">• Available in SS304 stainless steel• Handle Length: 135mm; Handle Projection: 55mm• Rose Diameter: 54mm; Rose Projection: 6mm• Supplied with push-on rose as standard
Finish	<ul style="list-style-type: none">• •SS - Satin Stainless Steel
Variant	<ul style="list-style-type: none">• X-LHP-05 SS - Union Lever Handle on Rose diameter 54mm, 6mm thick rose over all handle length 135mm• Concealed with bolt through fixing.• Manufactured from Satin stainless steel Grade 304. timber doors.

Escutcheon



Topic	Description
Application	<ul style="list-style-type: none">• Suitable for use with euro prole locks (1000EE)• Sold as singles• Concealed fixings
Specification	<ul style="list-style-type: none">• Available in SS finish as standard• Diameter: 54mm ; Projection: 6mm• Manufactured from Grade 304 steel• Circular brushed nish
Finish	<ul style="list-style-type: none">• SS - Satin Stainless Steel
Variant	<ul style="list-style-type: none">• X-EPEC01-SS - Escutcheon


Cylinders

Euro Cylinder Double , Thumbturn and Single

CY2X18, CY2X19, CY2X20



ASSA ABLOY



Topic	Description
Application	<ul style="list-style-type: none">• For use on Euro prole cylinder locks• Can operate on left hand and right hand doors• Can be used on doors up to 64mm thick
Specification	<ul style="list-style-type: none">• Key both sides• Brass body cylinder, available in SN, PL & AB finish• 5/6 pin cylinder• Sawn key• Available sizes 60mm - 90mm• Keyed to Differ supplied with 3 steel keys• Patented Keyway design until 2036• Tested to EN1303:2015• Tested to 300,000cycles• 21,000 effective key differs• Key Blanks: R101(XCY2X-BLANK-SS)
Finish	<ul style="list-style-type: none">• SN - Satin Nickel finish• PL - Polished Brass finish• AB - Antique Bronze finish
Variant	<ul style="list-style-type: none">• XCY2X18-70SNKD - Union double cylinder size 70 mm KD• XCY2X19-70SNKD - Union Euro Cylinder thumbturn 70mm KD• XCY2X2040SNKD - Single Cylinder Satin Nickel 40mm KD

Door Closers



ASSA ABLOY

Overhead Door Closers

7770 Series



Topic	Description
Application	<ul style="list-style-type: none">• Rack & Pinion door closer• For single action doors upto 1100mm• Suitable for residential and medium
Specification	<ul style="list-style-type: none">• Can be used for left and right hand doors• Adjustable closing and latching speed• Closing speed adjustable 180° - 15°• Latching speed adjustable 15° - 0°• 3 different power sizes• Door width 850-1100mm• Door weight 40-80kg• Fire-rated• 500,000 cycles
Finish	<ul style="list-style-type: none">• SIL
Variant	<ul style="list-style-type: none">• X-7770-SIL - UNION power adjustable door closer size 2-3-4
Certificate Number	<ul style="list-style-type: none">• GVEV.R21812

Rack & Pinion Door Closer

CE25T

ASSA ABLOY



Timber Door FD60

Topic	Description
Application	<ul style="list-style-type: none">• Rack & Pinion door closer• For use on timber re doors up to 1250mm wide• Suitable for residential and medium duty commercial application
Specification	<ul style="list-style-type: none">• Can be used for left and right hand doors• Adjustable closing and latching speed• Closing speed adjustable 180° - 15°• Latching speed adjustable 15° - 0°• 3 different power sizes• Door width 850-1100mm• Door weight 40-100kg• Fire-rated• 500,000 cycles
Finish	<ul style="list-style-type: none">• SIL
Variant	<ul style="list-style-type: none">• CE25T - DOOR CLOSER 2-5
Certificate Number	<ul style="list-style-type: none">• CF5700

Rim Type Panic Touch Bar
X-U781T



Topic	Description
Material	<ul style="list-style-type: none"> • Push bar –Steel pressed or stainless steel pressed • Head Cover – Zinc alloy • Spring – Stainless steel
Latch Bolt	<ul style="list-style-type: none"> • 3/4' throw, deadlocking design
Strike	<ul style="list-style-type: none"> • For 5/8" stop. Plus shim for 1/2" stop
Projection	<ul style="list-style-type: none"> • Pushbar Neutral: 2-3/16"(55mm) • Pushbar Depressed: 1-7/8"(47mm)
Reversible	<ul style="list-style-type: none"> • Non-handed, reversible for all functions and trims
Door Width	<ul style="list-style-type: none"> • 3' standard for door width of 26" to 36", 4' standard for door
Stile	<ul style="list-style-type: none"> • 4-1/4" minimum
Mounting Height	<ul style="list-style-type: none"> • 40-5/16" from CL to finished floor recommended
Mounting Fasteners	<ul style="list-style-type: none"> • Furnished standard with sheet metal & machine screws or SNB as option
Cylinders	<ul style="list-style-type: none"> • For trim, knob, lever & thumb-piece type
Dogging	<ul style="list-style-type: none"> • 1/4 turn, hex key dogging on non-fire labeled device
UL Listed	<ul style="list-style-type: none"> • For "Panic Hardware" and "UL". Labeled (3 hours) fire exit
Operation	<ul style="list-style-type: none"> • Inside by slight pressure on any point of the push bar all
Finish	<ul style="list-style-type: none"> • SIL • US32D

External Trim, Classroom Function

X-U785



Description

Specification

- Modern design
- Lever handle outside trim with cylinder hole
- Spring mechanism that prevents the lever from dropping
- Used with rim version panic touch bar
- Finish - Silver as standard, SSS on request
- Supplied with / without Euro profile cylinder

Finish

- SIL
- US26D

UNION Panic Exit Device with Central Locking Point - RIM

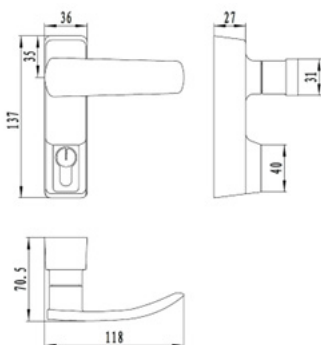
X-U653PL



Topic	Description
Characteristics	<ul style="list-style-type: none"> • Modular cross bar type • Surface mounted single point locking panic bar, • For Fire applications • High durability 200,000 cycles • One central locking point • For wooden, aluminum and metal doors • For doors up to 1200 mm width in standard • For doors up to 1400 mm width in option • H0 function in option • 5 years Warranty
Accessories	<ul style="list-style-type: none"> • Outside trims Modular series • Half cylinder (MKS possible) • Various strikers
Standards	<ul style="list-style-type: none"> • EN 1125
Finishes	<ul style="list-style-type: none"> • Alternative colors of upper and lower locking bars, Aluminum natural color Ral 9006, /GG Black Ral 9005, /N - Stainless look, /S Alternative colors are available.

Union Outside Trim

X-U6550ADLC



	Description
Specification	<ul style="list-style-type: none"> • Modern design • Lever handle outside trim with cylinder hole • Spring mechanism that prevents the lever from dropping • Used with rim version panic and push bar • Standard 8x8 spindle • Optional finishes, black and aluminum natural • Supplied with / without Euro profile cylinder
Finish	<ul style="list-style-type: none"> • SIL

Flush Bolt For Wooden Doors



Topic	Description
Application	<ul style="list-style-type: none"> For securing the slave leaf of a pair of doors Standard installation requires two ushbolts, morticed into the top and bottom of the door for added security and to prevent the door from warping Suitable for use on swing or sliding doors
Specification	<ul style="list-style-type: none"> Sprung lever action that icks the bolt up and down Flush installation - discrete, clean and neat Radiused corners for simple door preparation and improved styling Supplied with fixings for timber doors Supplied with a at locking plate Radiused chamfered trigger for smooth edge on finger Material: Aluminium; Width: 20.5mm Length: 150mm, 200mm, 300mm and 450mm Depth: 22.5mm; Bolt Projection: 15mm
Finish	<ul style="list-style-type: none"> SS - Satin Stainless Steel finish PL - Polished Brass finish PS - Polished Stainless Steel finish
Variant	<ul style="list-style-type: none"> X-8060 SS - Flush bolt for wooden doors

Flush Bolt For Metal Doors



Topic	Description
Application	<ul style="list-style-type: none"> For securing the slave leaf of a pair of doors Standard installation requires two ushbolts, morticed into the top andbottom of the door for added security and to prevent the door from warping Suitable for use on swing or sliding doors
Specification	<ul style="list-style-type: none"> Sprung lever action that icks the bolt up and down Flush installation - discrete, clean and neat Radiused corners for simple door preparation and improved styling Supplied with fixings for metal doors Supplied with a at locking plate Radiused chamfered trigger for smooth edge on finger Material: Zinc alloy housing Steel rod & bolt
Finish	<ul style="list-style-type: none"> SS - Satin Stainless Steel finish
Variant	<ul style="list-style-type: none"> X-8070 SS - Flush bolt for metal doors with extention rod

Single Pull Handle



Topic	Description
Application	<ul style="list-style-type: none"> Suitable for use on wooden doors Available in 4 handle lengths Bolt-through fixing
Specification	<ul style="list-style-type: none"> Available in SS316 and SS304 steel Back to back fixing also available Handle Diameter: 19mm Handle Length: 150, 225, 300 and 425mm
Finish	<ul style="list-style-type: none"> SS - Satin Stainless Steel PB - PVD PS - Polished Stainless Steel
Variant	<ul style="list-style-type: none"> X-PH01X SS - Single pull handle with bolt through fixing and back to back fixing

Push Plates



Topic	Description
Application	<ul style="list-style-type: none"> Screw on design For wooden and steel doors
Specification	<ul style="list-style-type: none"> Available in SS316 and SS304 steel Available as plain, pull and push plates Available in two sizes
Finish	<ul style="list-style-type: none"> SS - Satin Stainless Steel
Variant	<ul style="list-style-type: none"> XSY011 SS - Push plate 305/350x75/150x1.5 mm

Door Mounted Doorstop



Topic	Description
Application	<ul style="list-style-type: none"> Screw on design For wooden and steel doors
Specification	<ul style="list-style-type: none"> Available in SS316 and SS304 steel Available as plain, pull and push plates Available in two sizes
Finish	<ul style="list-style-type: none"> SS - Satin Stainless Steel
Variant	<ul style="list-style-type: none"> DS100 SS - Floor Mounted Door Stop

Dust Proof Socket - 808B



Topic	Description
Application	<ul style="list-style-type: none"> To suit 8060 & 8070 flush bolt Suitable for concrete floors
Finish	<ul style="list-style-type: none"> SS - Satin Stainless Steel PS - Polished Stainless Steel
Variant	<ul style="list-style-type: none"> XA808B SS - Dust proof socket

OEM Pack



01 Lever Style OEM Pack X-OEMP01-SSS



Topic	Description
Application	<ul style="list-style-type: none">• For doors hinged on the left or right and requiring key and lever handle operation• Suitable for use on exterior and interior doors• Supplied complete in door set package for ease of installation on site
Specification	<ul style="list-style-type: none">• Mortice lock• 72mm centres x 55mm backset• Stainless steel finish• Euro profile cylinder• Double cylinder (70mm)• Satin nickel finish• Set of '01' style lever furniture• Stainless steel material and finish• Handle length: 140mm• Handle projection: 55mm• Rose diameter: 54mm• Rose projection: 8mm• Pair of euro profile escutcheons• Ball bearing hinge x 3• 102x76x3mm• Stainless steel material and finish• CE marked• Meets BS EN Standards• 1 year warranty

UNION

ASSA ABLOY



www.assaabloy.com/ae/union

UNION

Performance you can trust